

PLEASE FOLLOW THOSE NUMBERS AS STATED BELOW FOR EASY ASSEMBLE.

EXAMPLE : STEP ASM. HARDWARE PART

1








(A)

12

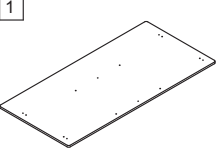
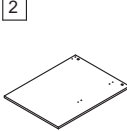
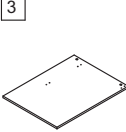
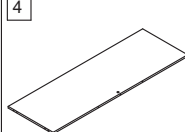
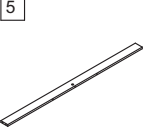
MODEL SIZE : H740 x W1500 x D710

MODEL : HM2284

HARDWARE

(A)  JCBC 40mm x6	(B)  x1	(C)  x6	(D)  x6
(E)  16mm x4	(F)  25mm x14	(G)  x4	

PART

1  x1	2  x1	3  x1	4  x1	5  x1
---	--	--	--	--

